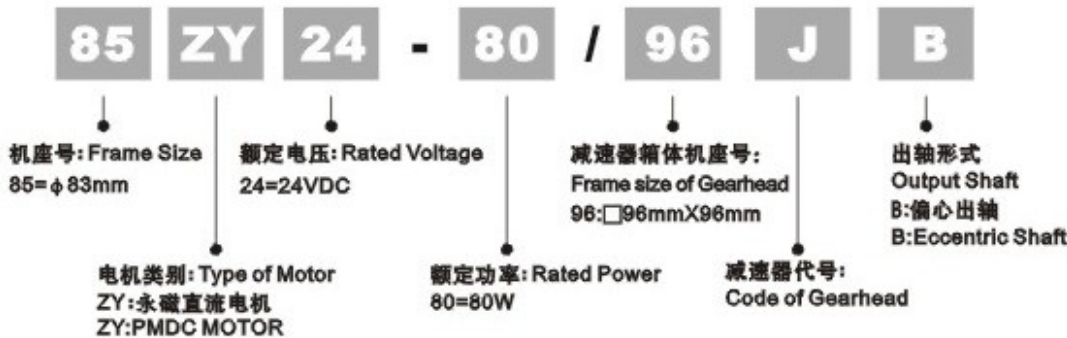


电机的型号命名 MODEL NUMBER OF MOTOR



通用技术条件 GENERAL SPECIFICATION

冷态绝缘电阻: 电机导电部分对机壳的冷态绝缘电阻不低于100MΩ; Cold insulation resistance of the motor conductive part to the housing is no less than 100MΩ

绝缘介电强度: 额定电压≤60V, 电机导电部分与机壳能承受500V历时1min的耐压实验而不击穿, 额定电压>60V, 能承受1500V历时1min的耐压实验而不击穿, Insulation Dielectric strength: the conductive part and the housing of the motor withstand 500V lasting 1min.for pressure proof experiment but can not be punctured, when the rated voltage≤60V; theconductive part and the housing of the motor withstand 1500V lasting 1min.for pressure proof experiment but can not be punctured, when the rated voltage>60V.

电机温升: <75K Temperature rise: <75K

电机噪音: <55dB Noise: <55dB

工作环境要求 OPERATING CONDITIONS

海拔不超过2500米; Altitude within 2500m

环境温度-20℃~40℃; Ambient temperature:-20℃~40℃

相对湿度<90%(温度20℃时); Relative humidity<90% (temperature 20℃)

贮存环境要求 STORAGE CONDITIONS

空气温度: -10℃~40℃; Ambient temperature: -10℃~40℃

相对湿度: <90%; Relative humidity<90%

通风良好; Good ventilation

空气中不带腐蚀性气体; No corrosive gas present

严禁与强磁性物体并存; No strong magnetic object present

注意事项 ATTENTION

输入电压等级确保正确; To be sure correct input voltage grade

电机出轴与负载连接时不能重力敲打、挤压, 以免造成内部变形错位, 产生严重噪声或卡死现象; Do not beat or press the motor when connecting to the load to avoid noise and dead lock

碳刷寿命约2000H, 请及时更换碳刷; Brush lifetime is 2000h, please replace it in time

LINIX[®] Since 1968



● 电机参数 SPECIFICATIONS

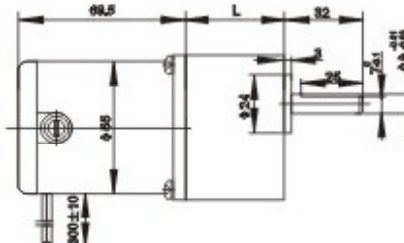
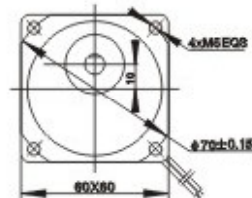
Type 型号	Rated voltage 额定电压	No load current 空载电流	No load speed 空载转速	Rated speed 额定转速	Rated power 额定功率	Rated current 额定电流	Rated torque 额定转矩
	VDC	A	r/min	r/min	W	A	N.m
55ZY12-15-01(80JBxG0832)	12	0.4	3000	2200	15	2	0.085
55ZY12-15-02(80JBxG0832)	12	0.4	4000	3000	15	2	0.047
55ZY12-15-03(80JBxG0832)	12	0.4	2800	1800	15	2	0.079
55ZY12-25-02(80JBxG0832)	12	0.5	4000	3000	25	3.8	0.079
55ZY24-15-01(80JBxG0832)	24	0.3	3000	2200	15	1	0.085
55ZY24-15-02(80JBxG0832)	24	0.3	4000	3000	15	1	0.047
55ZY24-15-03(80JBxG0832)	24	0.3	2800	1800	15	1	0.079
55ZY24-25-02(80JBxG0832)	24	0.4	4000	3000	25	1.8	0.079
55ZY24-25-03(80JBxG0832)	24	0.4	4200	3200	25	1.8	0.074
55ZY24-30(80JBxG0832)	24	0.4	4000	3000	30	2	0.085
55ZY24-25(86JB30G1032)	24	0.4	3500	2500	25	1.8	0.095
55ZY24-30(86JB60G1032)	24	0.4	4000	3000	30	2.2	0.095
55ZY24-15-01(70JB30G1032)	24	0.4	3000	3000	15	1	0.085
55ZY24-15-03(70JB30G1032)	24	0.4	2800	1800	15	1	0.079
55ZY24-25-02(70JB40G1032)	24	0.4	4000	3000	25	1.8	0.079

备注:a.5ZY/80JB普通型,以上提供参数均为减速电机性能。

b.x表示减速比,减速比范围:3.6-18,齿轮箱为短箱体,长度为32mm;20-300,齿轮箱为长箱体,长度为40mm。

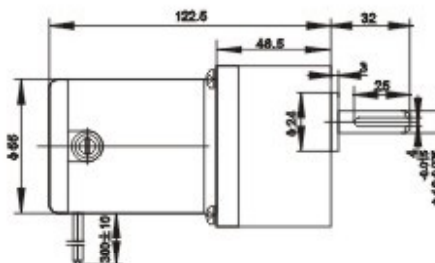
● 外形尺寸 EXTERNAL DIMENSION

55ZY/80JB

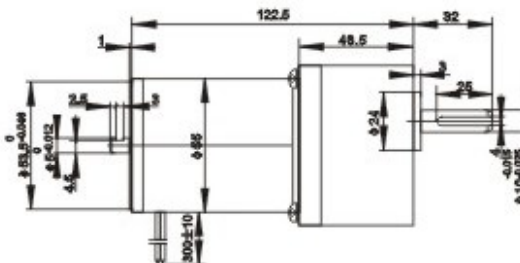


60JB ratio 减速比	L mm
1:3.6-1:18	32
1:20-1:300	40

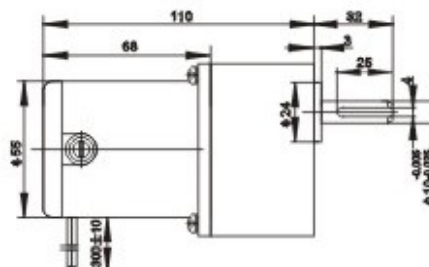
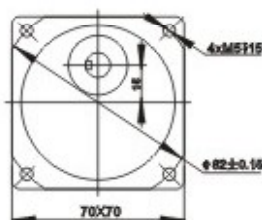
55ZY24-30/86JB60G1032



55ZY24-25/86JB30G1032



55ZY/70JB



LINIX[®] Since 1968

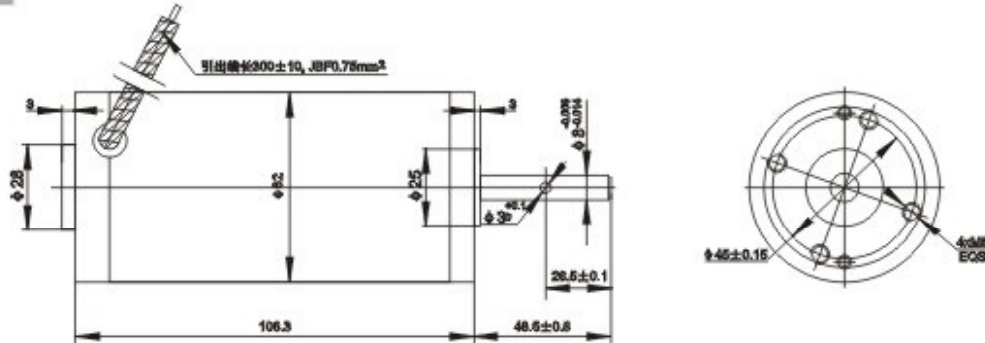
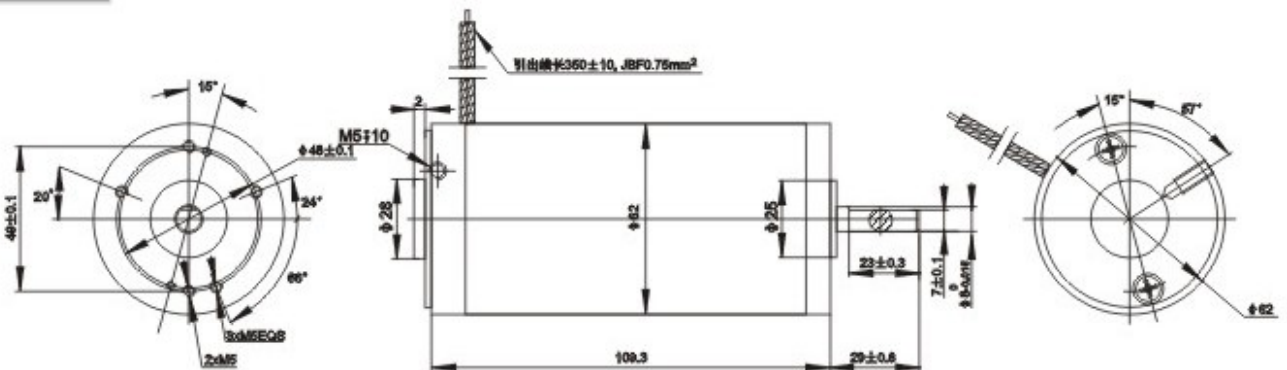


● 电机参数 SPECIFICATIONS

Type 型号	额定电压	No load speed	Rated speed	Rated power	Rated current	Rated torque
	VDC	r/min	r/min	W	A	N.m
63ZY220-60	220	2500	1800	60	0.5	0.318
63ZY110-80	110	2400	1800	60	1	0.318
63ZY24-45	24	3600	3300	45	4	0.246
63ZY24-30	24	2200	1900	30	3	0.161
63ZY24-40	24	2300	1900	40	3.5	0.201
63ZY24-40/83WJ10	24	300	280	40	4.5	1.47
63ZY48-45/83WJ10	48	315	285	45	2.5	1.5
63ZY24-60/83WJ15	24	240	180	60	6	3.16
63ZY60-100/83WJ10	60	370	300	100	3.5	3.16
63ZY24-15/80JB180	24	8.5	/	15	/	/
63ZY24-15/80JB140	24	8.5	/	15	/	/
63ZY24-60/70JB10	24	290	235	60	5	2.03
63ZY24-40/70JB30	24	80	70	40	4.5	4.09
63ZY12-36/70JB15	12	133	/	36	7	/
63ZY24-40/76JB7.5	24	380	320	40	5	1.19
63ZY24-40/76JB10	24	240	190	40	5	2.01
63ZY24-36/80JB12.5	24	210	180	36	3.5	1.96

● 外形尺寸 EXTERNAL DIMENSION

63ZY24-40

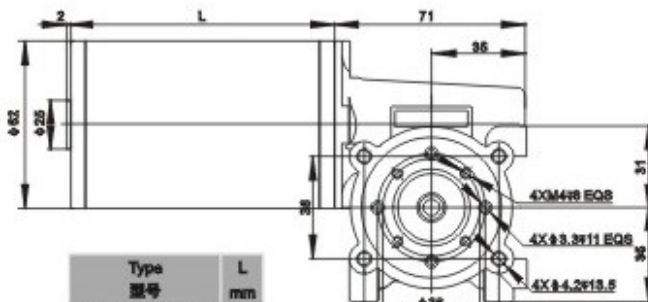
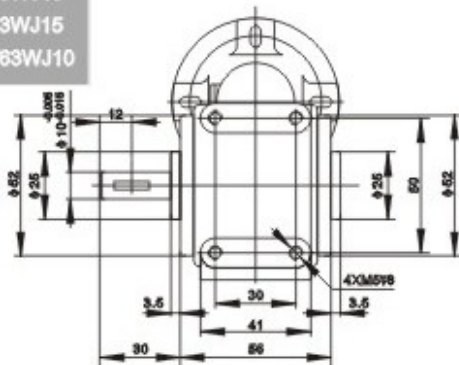
63ZY24-45
63ZY24-30

LINIX[®] Since 1968

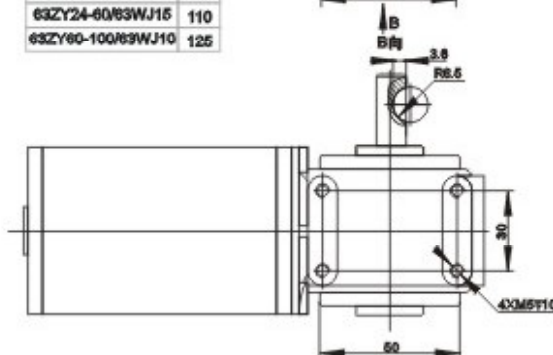


● 外形尺寸 EXTERNAL DIMENSION

63ZY24-40/63WJ10
63ZY48-45/63WJ10
63ZY24-60/63WJ15
63ZY60-100/63WJ10

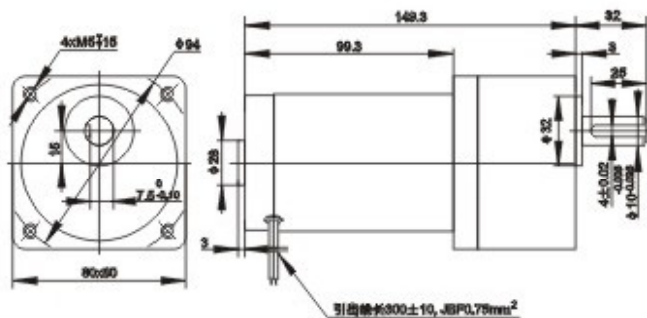
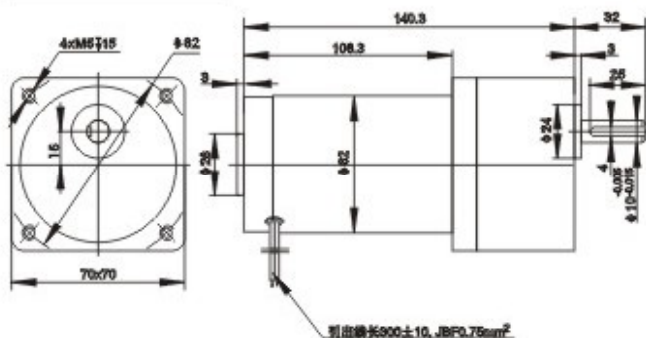


Type 型号	L mm
63ZY24-40/63WJ10	110
63ZY48-45/63WJ10	110
63ZY24-60/63WJ15	110
63ZY60-100/63WJ10	125



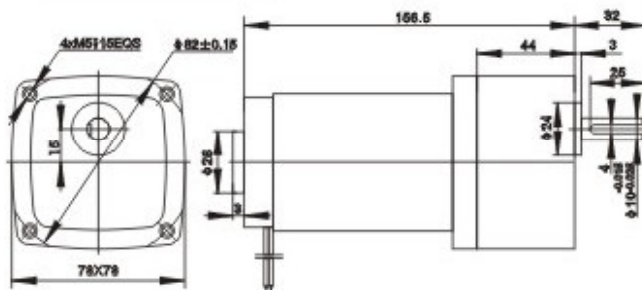
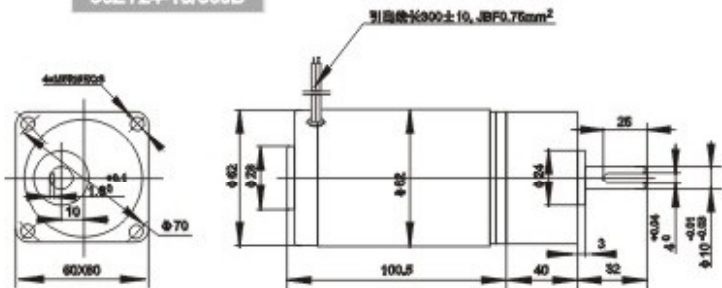
63ZY24-50/70JB10
63ZY24-40/70JB30
63ZY12-36/70JB15

63ZY24-35/80JB12.5



63ZY24-15/60JB

63ZY24-40/76JB7.5
63ZY24-40/76JB10



LINIX[®] Since 1968

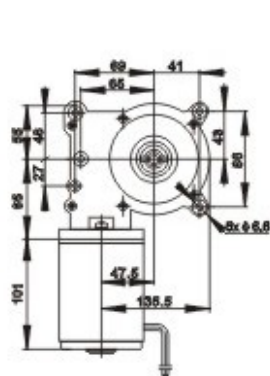


● 电机参数 SPECIFICATIONS

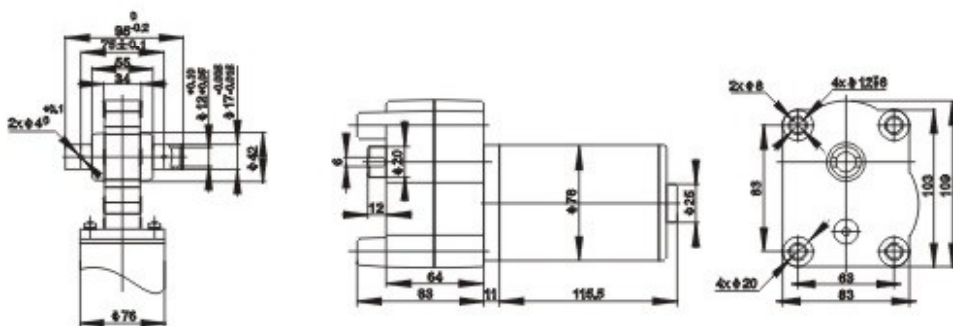
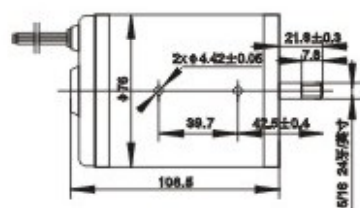
Type 型号	Rated voltage 额定电压	No load current 空载电流	No load speed 空载转速	Rated speed 额定转速	Rated power 额定功率	Rated current 额定电流	Rated torque 额定转矩
	V	A	r/min	r/min	W	A	N.m
76ZY12-160-B/130WJ26G	12 DC	2.5	173	140	150	短时使用	10.2
76ZY12-360/83JC63H20	12 DC	/	100	88	360	短时使用	30
76ZY115-25(76ZY01)	115 AC	0.3	1600	900	25	0.8	0.283
76ZY230-40(76ZY02)	230 AC	0.3	2300	1200	40	0.8	0.32
76ZY24-30/78WJ57	24 DC	/	60	/	30	短时使用	5.7
76ZY12-150-E/120JB22G	12 DC	2.5	181	145	150	短时使用	9.54
76ZY12-200-A/130WJ26G	12 DC	3	169	134	200	短时使用	13.79
76ZY24-30/80JB120G1032	24 DC	/	17.5	15	30	3	3.785
76ZY24-40/80JB36G1032	24 DC	/	61	47	40	3.5	7.63
76ZY24-50/80JB30G1032	24 DC	/	80	65	50	4	11.75
76ZY110-60-A/80JB40G1032	110 DC	/	72	60	60	1	8.8

● 外形尺寸 EXTERNAL DIMENSION

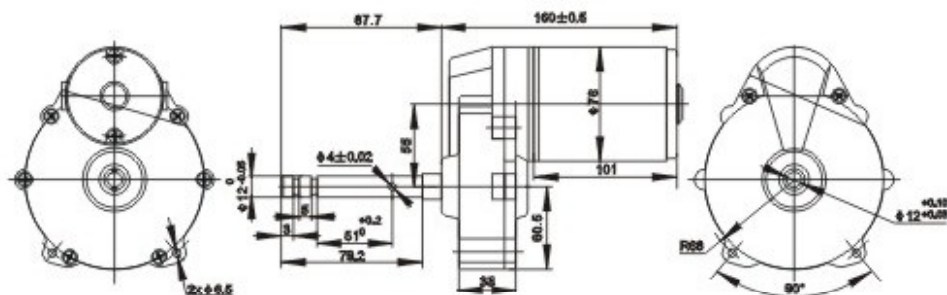
76ZY12-160-B/130WJ26G



76ZY12-360/83JC63H20

76ZY115-25
76ZY230-40

76ZY12-150-Z/120JB22G12-D

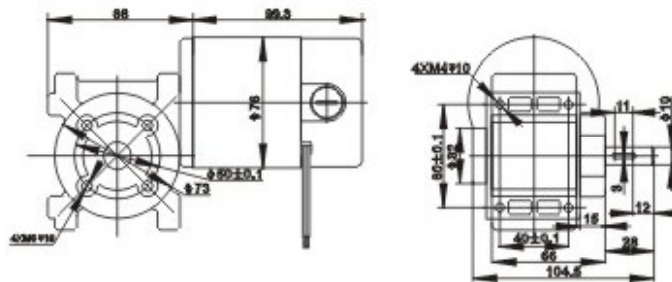


LINIX[®] Since 1968

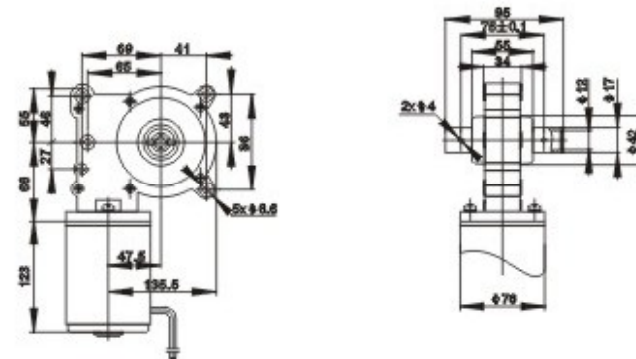
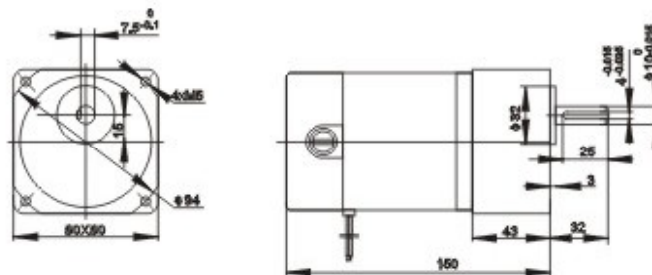


● 外形尺寸 EXTERNAL DIMENSION

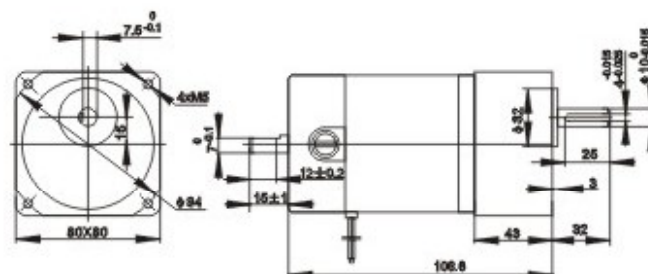
76ZY24-30/76WJ57



76ZY12-200-A/130WJ26G17

76ZY24-30/80JB
76ZY24-40/80JB
76ZY24-50/80JB

76ZY110-60-A/80JB



LINIX[®] Since 1968



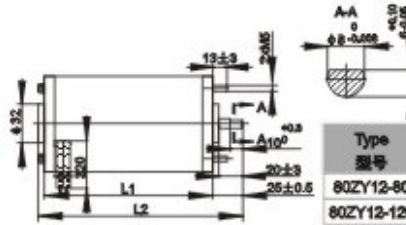
● 电机参数 SPECIFICATIONS

Type 型号	Rated voltage 额定电压	No load current 空载电流	No load speed 空载转速	Rated speed 额定转速	Rated power 额定功率	Rated current 额定电流	Rated torque 额定转矩
	V	A	r/min	r/min	W	A	N.m
80ZY12-80	12	1.3	3300	2600	120	14.5	0.44
80ZY12-120	12	1.7	2750	2250	80	10	0.35
80ZY24-200-A	24	2	3500	3000	200	12.5	0.64
80ZY24-245/(105WJ55G1935)	24	9	5200	5000	245	27	0.47
80ZY12-245/(105WJ55G1935)	12	12	5000	4800	245	40	0.62
80ZY24-340D/88JC32G1760	24	4	138	115	340	28	28
80ZY24-100/96JB	24	2	3000	2500	100	8	0.982
80ZY13.5-120-A	13.5	1.7	3300	2700	120	12.5	0.42
80ZY24-150C	24	1.5	3300	2400	150	9	0.8

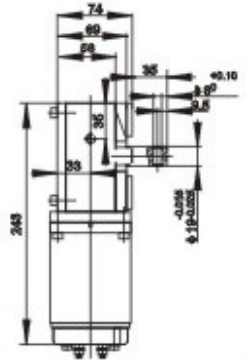
● 外形尺寸 EXTERNAL DIMENSION

80ZY12-80

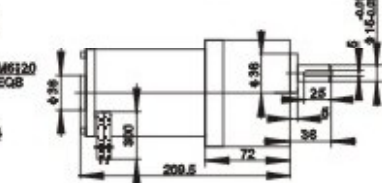
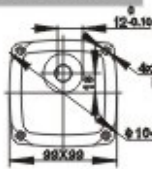
80ZY12-120



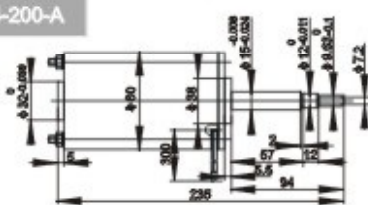
Type 型号	L1	L2
80ZY12-80	100	130
80ZY12-120	115	145

80ZY24-245/105WJ55G1935
80ZY12-245/105WJ55G1935

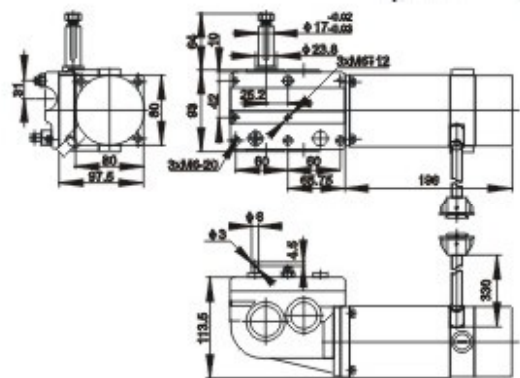
80ZY24-100/96JB



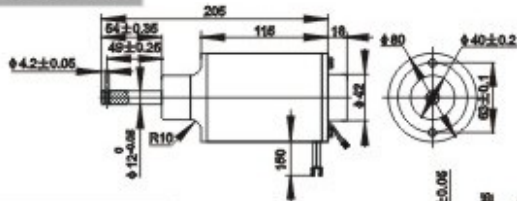
80ZY24-200-A



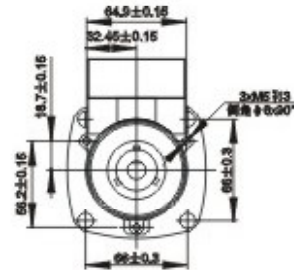
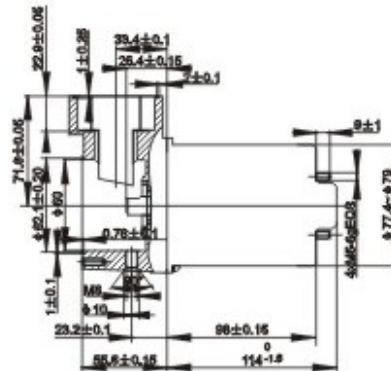
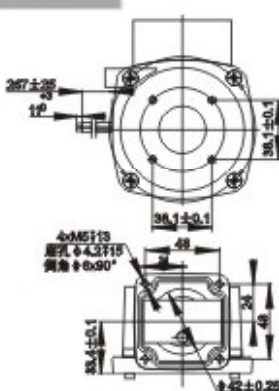
80ZY24-340D/88JC32G1760



80ZY24-150C



80ZY13.5-120-A



LINIX[®] Since 1968

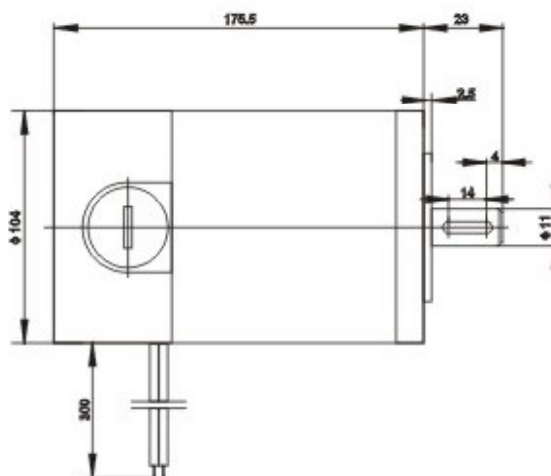
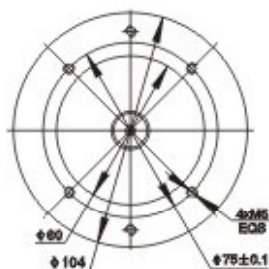


● 电机参数 SPECIFICATIONS

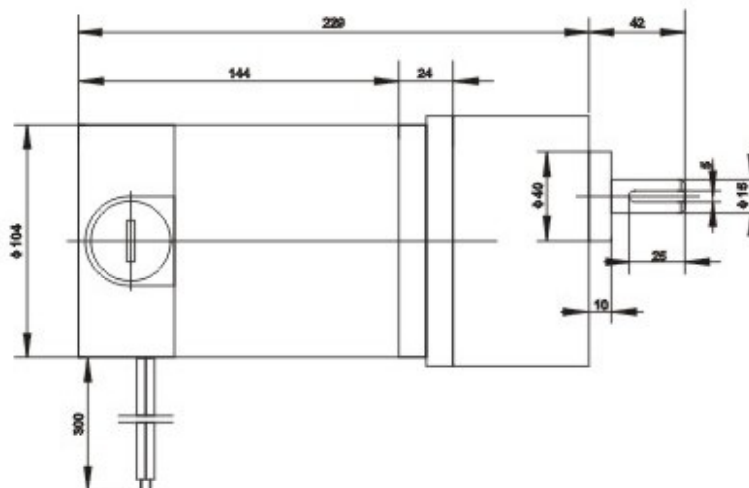
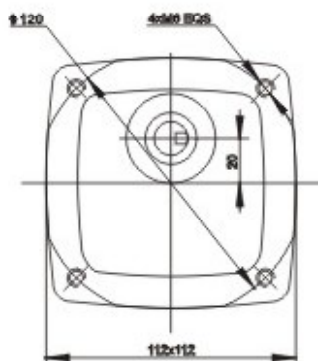
Type 型号	Rated voltage 额定电压	No load current 空载电流	No load speed 空载转速	Rated speed 额定转速	Rated power 额定功率	Rated current 额定电流	Rated torque 额定转矩
	V DC	A	r/min	r/min	W	A	N.m
104ZY90-200	90	0.3	2200	2000	200	3.2	0.955
104ZY24-250/106JB20G1542	24	2.5	165	150	250	17.5	16
104ZY220-200/106JB10G1542	24	0.5	270	200	200	1.5	9.55
104ZY180-180/106JB20G1542	180	0.4	145	115	180	1.5	15

● 外形尺寸 EXTERNAL DIMENSION

104ZY90-200



104ZY24-250/106JB20G1542
104ZY220-200/106JB10G1542
104ZY180-180/106JB20G1542



LINIX[®] Since 1968

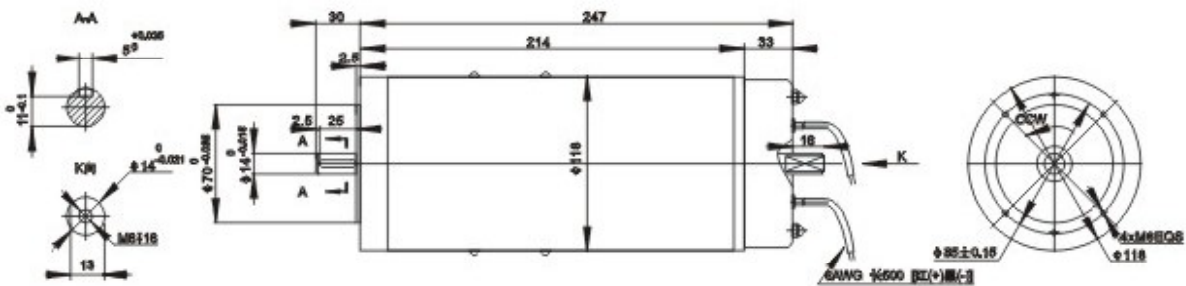


● 电机参数 SPECIFICATIONS

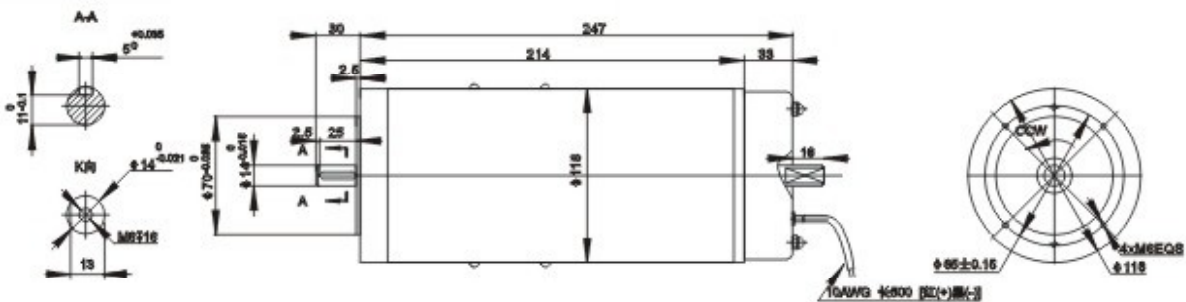
Type 型号	Rated voltage 额定电压	No load speed 空载转速	Rated speed 额定转速	Rated current 额定电流	Rated power 额定功率	Rated torque 额定转矩
	V DC	r/min	r/min	A	W	N.m
118ZY12-580	12	2800	2200	62	580	2.4
118ZY12-750	12	2200	1800	84	750	4
118ZY120-580	120	2600	2200	5.7	580	2.2

● 外形尺寸 EXTERNAL DIMENSION

118ZY12-580



118ZY120-580



118ZY12-750

