

产品介绍 DESCRIPTION OF PRODUCTS

"0"系列齿轮减速器是我公司推出的“静音王”系列齿轮减速器，采用高精度螺旋齿轮、全密封的结构设计、特殊的热处理工艺以及润滑油浸浴方式，具有高强度、高效率、耐磨损、低噪音等特点。适用于中等转速、中等功率电机作减速机构，可以连续运转。

"6"系列齿轮减速器是我公司推出的“动力王”系列齿轮减速器，采用高精度螺旋齿轮、全密封的结构设计、特殊的热处理工艺以及润滑油浸浴方式，具有高强度、高效率、耐磨损、低噪音等特点，拥有三项国家专利。适用于高转速、大功率直流电机作减速机构，可以连续运转。

0 series gear speed reducer is made by high precision spiral gear, complete hermetic structure, special heat treatment, and lube immersion; so it has the advantages of high intensity, high efficiency, anti-abrasive, and low noise, etc. It has three national patents. It serves for reducing mechanism of medium speed, medium power DC motor. It can operate continuously.

6 series gear speed reducer is made by high precision spiral gear, complete hermetic structure, special heat treatment, and lube immersion; so it has the advantages of high intensity, high efficiency, anti-abrasive, and low noise, etc. It has three national patents. It serves for reducing mechanism of high speed, large power DC motor. It can operate continuously.



工作环境要求 OPERATING CONDITIONS

环境温度	Ambient temperature	-20℃~+130℃
相对湿度	Relative humidity	<90%

贮存环境要求 STORAGE CONDITIONS

空气温度	Air temperature	-5℃~+35℃
相对湿度	Relative humidity	<70%
通风良好，不带有腐蚀性气体	Well ventilation, away from corrosive gas	

注意事项 ATTENTION

已装配好的齿轮减速器不要随意拆装，以免灰尘进入减速器内或齿轮啮合不好产生噪音
Don't disassemble or assemble the gearhead casually to avoid noise

齿轮减速器的出轴与负载连接时，不能用力敲打、挤压，以免造成内部变形错位，产生严重噪音或卡死现象
Don't beat or press when the motor connecting to the load to avoid internal deformation which will in turn cause noise and dead lock

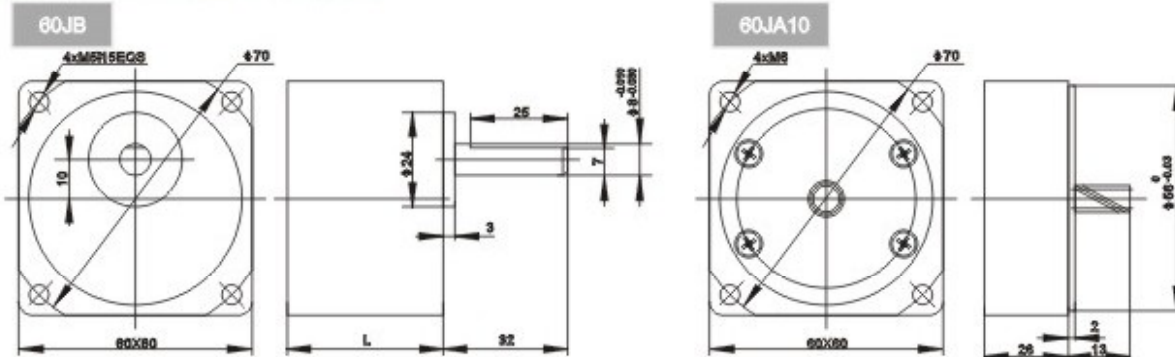
LINIX[®] Since 1968



● 齿轮减速器参数 SPECIFICATIONS

Ratio 减速比	L mm	Output axle direction of rotation 出轴转向	Ratio 减速比	L mm	Output axle direction of rotation 出轴转向
1:3	32	Opposite with the motor电机反向	1:60	40	Same with the motor电机同向
1:3.6			1:75		
1:5			1:90		
1:6			1:100		
1:7.5			1:120		
1:10			1:150		
1:12.5			1:180		
1:15			1:200		
1:18			1:250		
1:20			40		
1:25	1:360				
1:30	1:400				
1:36	1:500				
1:40	1:600				
1:50	/				

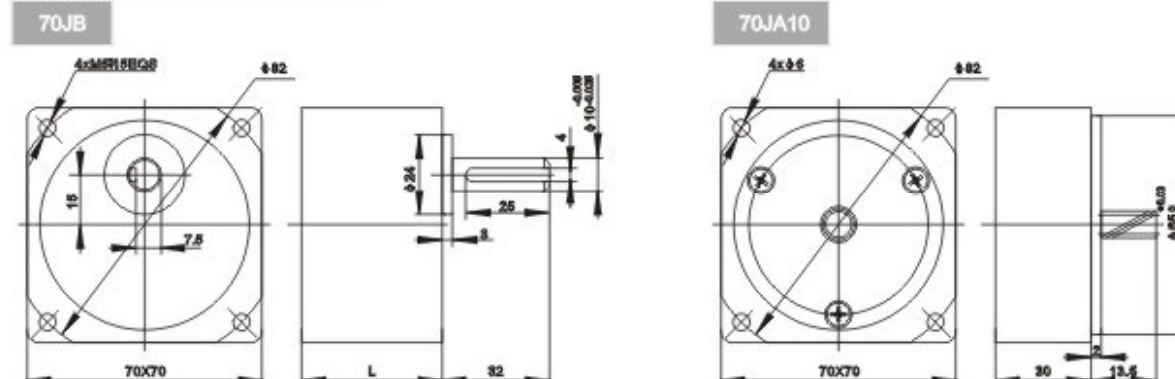
● 外形尺寸 EXTERNAL DIMENSION



● 齿轮减速器参数 SPECIFICATIONS

Ratio 减速比	L mm	Output axle direction of rotation 出轴转向	Ratio 减速比	L mm	Output axle direction of rotation 出轴转向
1:3.6	32	Same with the motor电机同向	1:60	42	Same with the motor电机同向
1:5			1:70		
1:6			1:75		
1:7.5			1:90		
1:9			1:100		
1:10			1:120		
1:12.5			1:150		
1:15			1:180		
1:18			1:200		
1:20			42		
1:25	1:300				
1:30	1:360				
1:36	1:400				
1:40	1:500				
1:50	1:600				

● 外形尺寸 EXTERNAL DIMENSION



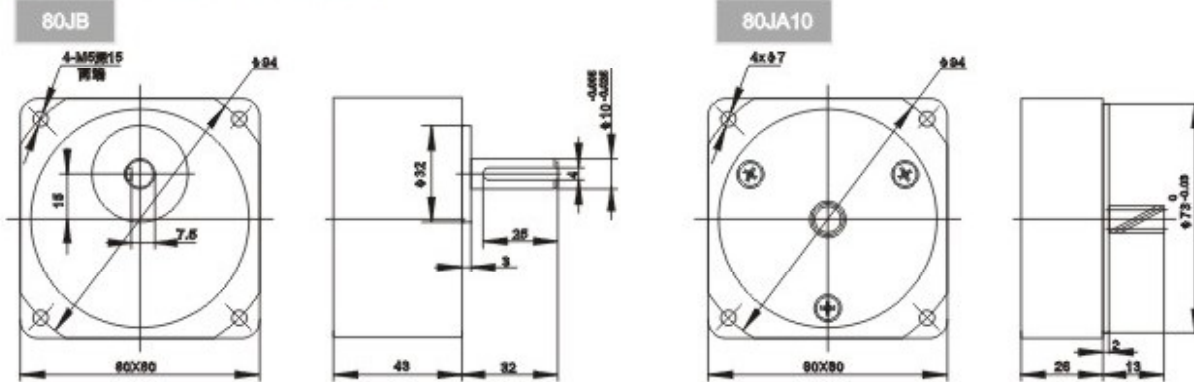
LINIX[®] Since 1968



● 齿轮减速器参数 SPECIFICATIONS

Ratio 减速比	L mm	Output axle direction of rotation 出轴转向	Ratio 减速比	L mm	Output axle direction of rotation 出轴转向
1:3	43	Same with the motor电机同向	1:60	43	Same with the motor电机同向
1:3.6			1:75		
1:5			1:90		
1:6			1:100		
1:7.5			1:120		
1:10			1:150		
1:12.5			1:180		
1:15			1:200		
1:18			1:250		
1:20			1:300		
1:25	Opposite with the motor电机反向	Opposite with the motor电机反向	1:360		Opposite with the motor电机反向
1:30			1:400		
1:36			1:500		
1:40			1:600		
1:50			/		

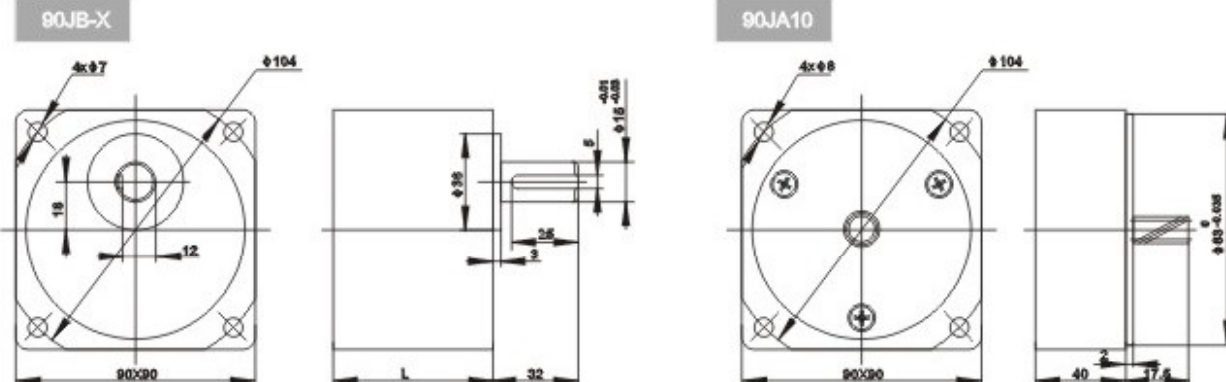
● 外形尺寸 EXTERNAL DIMENSION



● 齿轮减速器参数 SPECIFICATIONS

Ratio 减速比	L mm	Output axle direction of rotation 出轴转向	Ratio 减速比	L mm	Output axle direction of rotation 出轴转向
1:3	42	Opposite with the motor电机反向	1:30	60	Opposite with the motor电机反向
1:3.6			1:36		
1:5			1:40		
1:6			1:50		
1:7.5			1:60		
1:10			1:75		
1:12.5			1:90		
1:15			1:100		
1:18			1:120		
1:20			Opposite with the motor电机反向		
1:25	1:180				

● 外形尺寸 EXTERNAL DIMENSION



LINIX[®] Since 1968

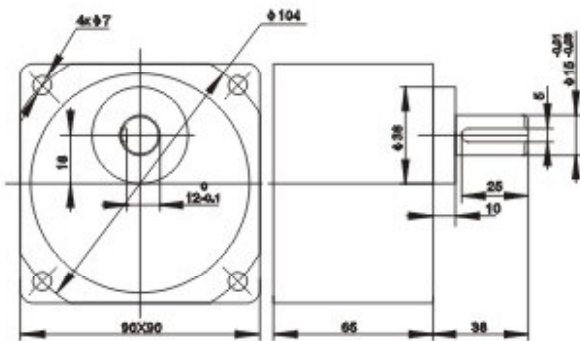


● 齿轮减速器参数 SPECIFICATIONS

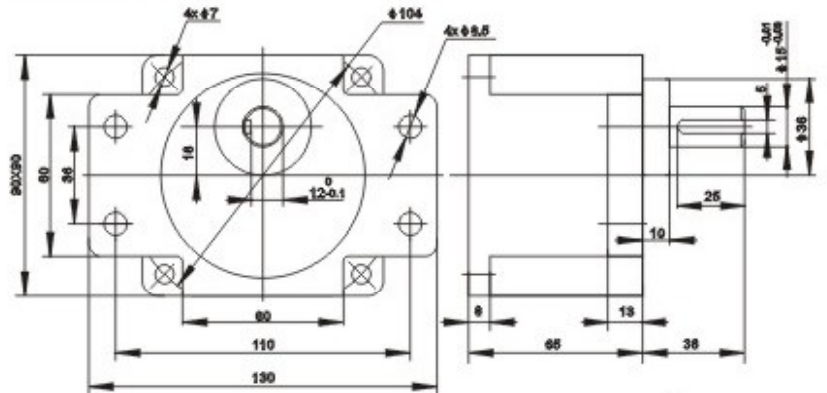
Ratio 减速比	L mm	Output axle direction of rotation 出轴转向	Ratio 减速比	L mm	Output axle direction of rotation 出轴转向
1:3	65	Same with the motor电机同向	1:30	65	Same with the motor电机同向
1:3.6			1:36		
1:5			1:40		
1:6			1:50		
1:7.5			1:60		
1:10			1:75		
1:12.5			1:90		
1:15			1:100		
1:18			1:120		
1:20			1:160		
1:25		Same with the motor电机同向	1:180		

● 外形尺寸 EXTERNAL DIMENSION

90JB-B



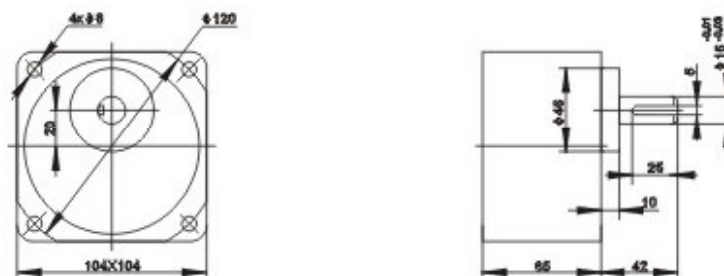
90JB-BE



● 齿轮减速器参数 SPECIFICATIONS

Ratio 减速比	L mm	Output axle direction of rotation 出轴转向	Ratio 减速比	L mm	Output axle direction of rotation 出轴转向
1:3	65	Same with the motor电机同向	1:36	65	Opposite with the motor电机反向
1:3.6			1:40		
1:5			1:50		
1:6			1:60		
1:7.5			1:75		
1:10			1:90		
1:12.5			1:100		
1:15			1:120		
1:18			1:150		
1:20			1:160		
1:25		Opposite with the motor电机反向	1:180		
1:30		Same with the motor电机同向	1:250		

● 外形尺寸 EXTERNAL DIMENSION



LINIX[®] Since 1968

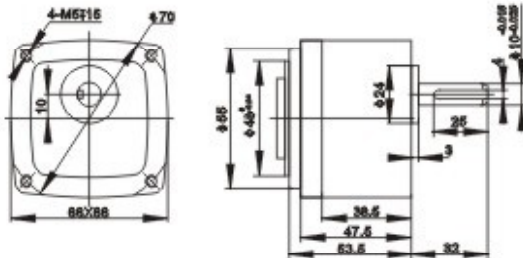


● 齿轮减速器参数 SPECIFICATIONS

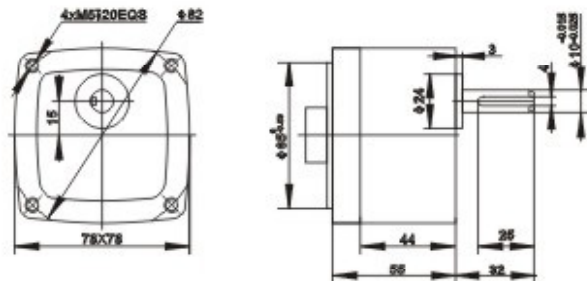
型号 Type	减速比 ratio	1:10	1:20	1:30	1:60	1:100	1:120	1:150	1:180
66JB	出轴转向 output axle direction of rotation	电机同向 same with the motor	电机反向 opposite with the motor		电机同向 same with the motor				
型号 Type	减速比 ratio	1:5	1:7.5	1:12.5	1:20	1:30	1:50	1:75	1:100
76JB	出轴转向 output axle direction of rotation	电机同向 same with the motor		电机反向 opposite with the motor		电机同向 same with the motor			
型号 Type	减速比 ratio	1:3,1:3.6,1:5,1:7.5		1:12.5,1:15,1:18,1:20,1:25,1:30,1:36			1:40,1:50,1:60,1:75,1:90,1:100,1:120		
96JB	出轴转向 output axle direction of rotation	电机同向 same with the motor		电机反向 opposite with the motor		电机同向 same with the motor			
型号 Type	减速比 ratio	1:10	1:20	1:30	1:40	1:50	1:60	1:70	1:80
106JB	出轴转向 output axle direction of rotation	电机同向 same with the motor	电机反向 opposite with the motor		电机同向 same with the motor				

● 外形尺寸 EXTERNAL DIMENSION

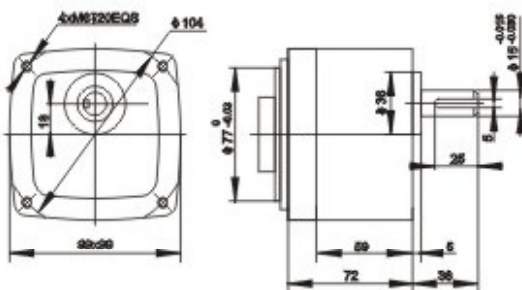
66JB



76JB



96JB



106JB

